







PRODUCT CODE	PRODUCT DESCRIPTION			
	<p><b>Cruma Ductless Fume Hood 1200 G/GS</b></p> <ul style="list-style-type: none"> <li>Average volume of treated air/hour (m<sup>3</sup>/h)</li> <li>Average face speed of air (m/s)</li> <li>Internal hood volume (m<sup>3</sup>)</li> <li>Average air renewals in the hood/min</li> <li>Total electricity consumption</li> <li>Voltage frequency</li> <li>Illumination: Phillips PLL kit</li> <li>Noise level</li> <li>Average assembly time</li> <li>Standard EC wiring and earthing</li> <li>Size               <ul style="list-style-type: none"> <li>in mm (interior/exterior)</li> <li>in inches (interior/exterior)</li> </ul> </li> </ul>	<p><b>G</b></p> <p>175 0,50 0,692 4,2 95W 200V-50Hz 36W 48dB 20-30 min YES</p> <p><i>length</i> 1175/1200 46.3/47.2</p>	<p><b>GS</b></p> <p>170 0,50 0,692 4,1 95W 200V-50Hz 36W 48dB 20-30 min YES</p> <p><i>depth</i> 760/800 29.9/31.5</p>	<p><i>height</i> 775/1100 30.5/43.3</p>
	<p><b>Cruma Ductless Fume Hood 1010 G/GS</b></p> <ul style="list-style-type: none"> <li>Average volume of treated air/hour (m<sup>3</sup>/h)</li> <li>Average face speed of air (m/s)</li> <li>Internal hood volume (m<sup>3</sup>)</li> <li>Average air renewals in the hood/min</li> <li>Total electricity consumption</li> <li>Voltage frequency</li> <li>Illumination: Phillips PLL kit</li> <li>Noise level</li> <li>Average assembly time</li> <li>Standard EC wiring and earthing</li> <li>Size               <ul style="list-style-type: none"> <li>in mm (interior/exterior)</li> <li>in inches (interior/exterior)</li> </ul> </li> </ul>	<p><b>G</b></p> <p>175 0,50 0,458 6,4 95W 220V-50Hz 36W 48dB 20-30 min YES</p> <p><i>length</i> 975/1000 38.4/39.4</p>	<p><b>GS</b></p> <p>170 0,50 0,458 6,2 95W 220V-50Hz 36W 48dB 20-30 min YES</p> <p><i>depth</i> 560/600 22.0/23.6</p>	<p><i>width</i> 940/1225 37.0/48.2</p>
	<p><b>Cruma Ductless Fume Hood 990 G/GS</b></p> <ul style="list-style-type: none"> <li>Average volume of treated air/hour (m<sup>3</sup>/h)</li> <li>Average face speed of air (m/s)</li> <li>Internal hood volume (m<sup>3</sup>)</li> <li>Average air renewals in the hood/min</li> <li>Total electricity consumption</li> <li>Voltage frequency</li> <li>Illumination: Phillips PLL kit</li> <li>Noise level</li> <li>Average assembly time</li> <li>Standard EC wiring and earthing</li> <li>Size               <ul style="list-style-type: none"> <li>in mm (interior/exterior)</li> <li>in inches (interior/exterior)</li> </ul> </li> </ul>	<p><b>G</b></p> <p>175 0,50 0,361 8,1 95W 220V-50Hz 36W 48dB 20-30 min YES</p> <p><i>length</i> 975/1000 38.4/39.4</p>	<p><b>GS</b></p> <p>170 0,50 0,361 7,8 95W 220V-50Hz 36W 48dB 20-30 min YES</p> <p><i>depth</i> 560/600 22.0/23.6</p>	<p><i>width</i> 740/1030 29.1/40.6</p>



**CRUMA S.A. (Spain)**

PRODUCT CODE	PRODUCT DESCRIPTION				
	<b>Cruma Ductless Fume Hood 870 G/GS</b>			<b>G</b>	<b>GS</b>
	<ul style="list-style-type: none"> <li>Average volume of treated air/hour (m<sup>3</sup>/h)</li> <li>Average face speed of air (m/s)</li> <li>Internal hood volume (m<sup>3</sup>)</li> <li>Average air renewals in the hood/min</li> <li>Total electricity consumption</li> <li>Voltage frequency</li> <li>Illumination: Phillips PLL kit</li> <li>Noise level</li> <li>Average assembly time</li> <li>Standard EC wiring and earthing</li> </ul>		175 0,50 0,287 10,2 95W 220V-50Hz 36W 48dB 20-30 min YES	170 0,50 0,287 9,9 95W 220V-50Hz 36W 48dB 20-30 min YES	
	<ul style="list-style-type: none"> <li>Size               <ul style="list-style-type: none"> <li>in mm (interior/exterior)</li> <li>in inches (interior/exterior)</li> </ul> </li> </ul>	<i>length</i> 775/800 30.5/31.5	<i>depth</i> 560/600 22.0/23.6	<i>width</i> 740/1030 29.1/40.6	
	<b>Cruma Ductless Fume Hood 670 G/GS</b>			<b>G</b>	<b>GS</b>
	<ul style="list-style-type: none"> <li>Average volume of treated air/hour (m<sup>3</sup>/h)</li> <li>Average face speed of air (m/s)</li> <li>Internal hood volume (m<sup>3</sup>)</li> <li>Average air renewals in the hood/min</li> <li>Total electricity consumption</li> <li>Voltage frequency</li> <li>Illumination: Phillips PLL kit</li> <li>Noise level</li> <li>Average assembly time</li> <li>Standard EC wiring and earthing</li> </ul>		155 0,50 0,181 14,3 79W 220V-50Hz 24W 48dB 20-30 min YES	150 0,50 0,181 13,8 79W 220V-50Hz 24W 48dB 20-30 min YES	
	<ul style="list-style-type: none"> <li>Size               <ul style="list-style-type: none"> <li>in mm (interior/exterior)</li> <li>in inches (interior/exterior)</li> </ul> </li> </ul>	<i>length</i> 575/600 22.6/23.6	<i>depth</i> 560/600 22.0/23.6	<i>width</i> 630/930 24.8/36.6	
	<b>Cruma Ductless Fume Hood 650 G/GS</b>			<b>G</b>	<b>GS</b>
	<ul style="list-style-type: none"> <li>Average volume of treated air/hour (m<sup>3</sup>/h)</li> <li>Average face speed of air (m/s)</li> <li>Internal hood volume (m<sup>3</sup>)</li> <li>Average air renewals in the hood/min</li> <li>Total electricity consumption</li> <li>Voltage frequency</li> <li>Illumination: Phillips PLL kit</li> <li>Noise level</li> <li>Average assembly time</li> <li>Standard EC wiring and earthing</li> </ul>		155 0,50 0,128 20,2 79W 220V-50Hz 24W 48dB 20-30 min YES	150 0,50 0,128 19,5 79W 220V-50Hz 24W 48dB 20-30 min YES	
	<ul style="list-style-type: none"> <li>Size               <ul style="list-style-type: none"> <li>in mm (interior/exterior)</li> <li>in inches (interior/exterior)</li> </ul> </li> </ul>	<i>length</i> 575/600 22.6/23.6	<i>depth</i> 560/600 22.0/23.6	<i>width</i> 445/730 17.5/28.7	